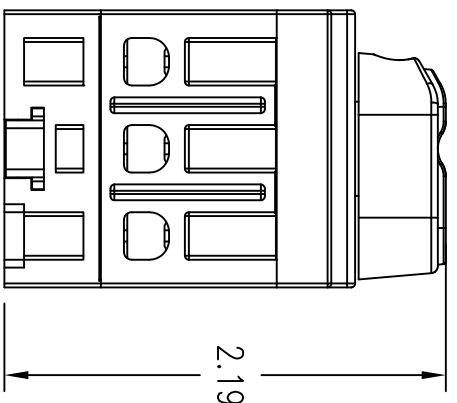
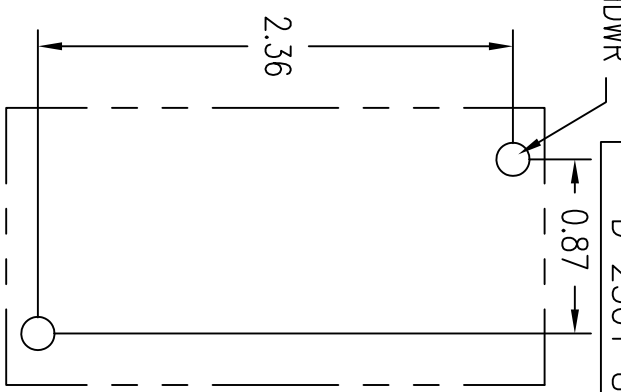
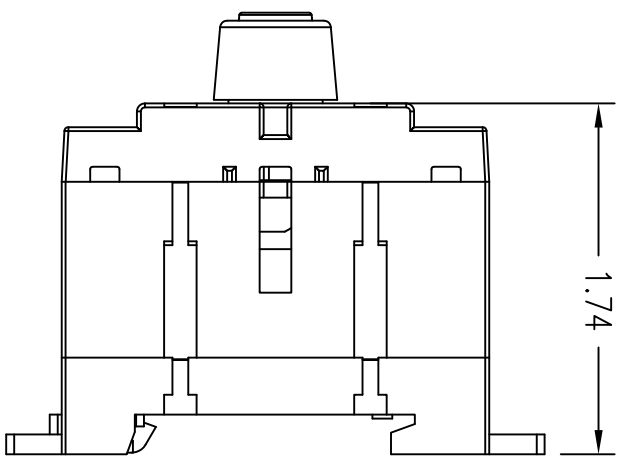
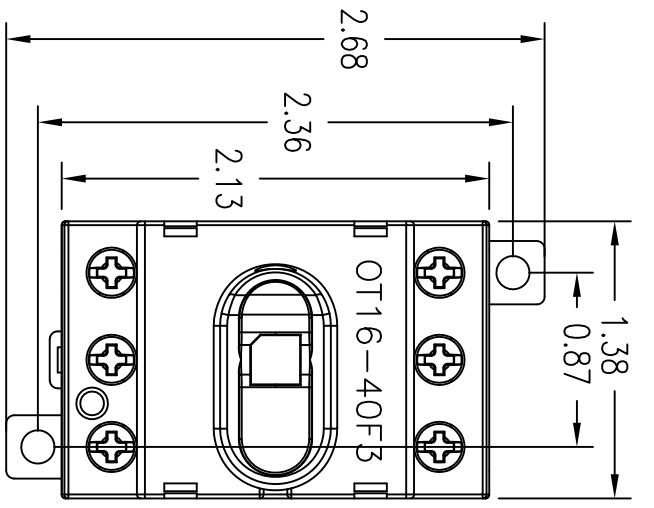


DRAWING NUMBER
D 2501 8003-001



REV. LET.	REVISIONS	DATE	REV OR APPD BY	STANDARD TOLERANCES
				2 PL DEC. ±.030
				3 PL DEC. ±.030
				ANGLES ±1°

DO NOT SCALE DRAWING
SCALE FULL DIMENSIONS ARE IN INCHES
Material:
Finish:

THIS DRAWING IS THE PROPERTY OF ABB Inc. AND CONTAINS PROPRIETARY AND CONFIDENTIAL INFORMATION WHICH MUST NOT BE OR REPRODUCED, COPIED, Duplicated, Used or Distributed Without the AUTHORIZED by ABB Inc.

ABB Inc.

DATE	11/10/08	REV.	A	TITLE	OT16F3-OT40F3
DRAWN	TSP	SIZE	A	DISCONNECT SWITCH	
CHK'D		DRAWING NUMBER			
APP'R'D		D 2501 8003-001			
SHEET	1 of 1				

DO NOT SCALE DRAWING
SCALE FULL DIMENSIONS ARE IN INCHES
Material:
Finish:

PART

OT16F3 - OT40F3 600VAC 16-40A 3-POLE OPEN TYPE SWITCH ROTARY OPERATED, 2-POS., Open Type Switch UL File #63822 CSA Certified, File #58247	ACCESSORIES: OPERATING HANDLE OHB65L6 - TYPE 1, 3R, 12 OHB65L6 - TYPE 1, 3R, 4, 4X, 12 OHBSS2A1 - 1, 3R, 12 OHBSS2A1 - 1, 3R, 12
SHORT CIRCUIT RATING AT 600VAC	OPERATING SHAFT - MAX. ENCL. DEPTH
kA Fuse/A Fuse class	OXP6X150 - 6.7 IN.
10 30 CC	OXP6X210 - 9.1 IN.
10 30/60 J	OXP6X290 - 12.2 IN.
10 30/60 T	OXP6X360 - 14.9 IN.
10 30 RK1	OXP6X430 - 17.6 IN.
5 30/60 RK5	OXS6X130 - 6.8 IN.
	OXS6X180 - 8.7 IN.
	OXS6X250 - 11.5 IN.
	OXS6X330 - 14.7 IN.

3-PHASE HP RATINGS	
VAC 240	480 600
HP 5	10 10

AUXILIARY CONTACTS
0A1G10 - 1N.O.
0A1G01 - 1N.C.
0A2G11 - 1N.O. & 1N.C.