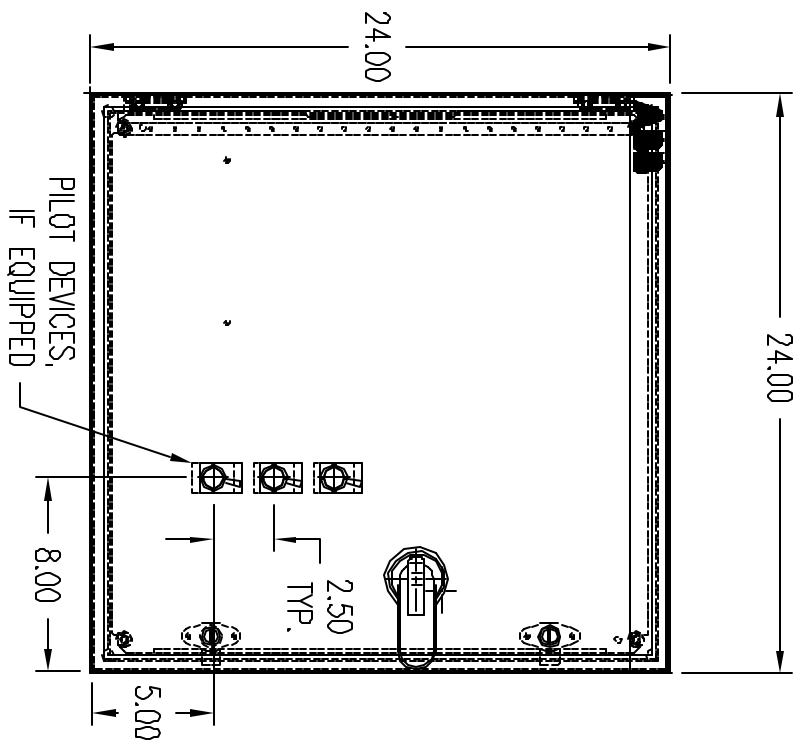


TYPICAL COMPONENTS


APPD Min.	APPD Max.	H.P. @ 480V	MODEL	8 FT. BTR	BY CENTER	COT	MCC B
30	77	80	T05L1-48	P8T85-600-70	A80-30-1184	TAD7SP811	83A125
38	95	75	T07L1-48	P8T105-600-70	A75-30-1184	TAD7SP811	83A150
45	124	100	T100L1-48	P8T142-600-70	A100-30-1184	TAD7SP811	83A200

NOTES:
 TYPICAL COMPONENTS BASED ON 480 V
 AND 120 V CONTROL VOLTAGE. FOR
 MINIMUM LOAD AMPS, CONTACT FACTORY.

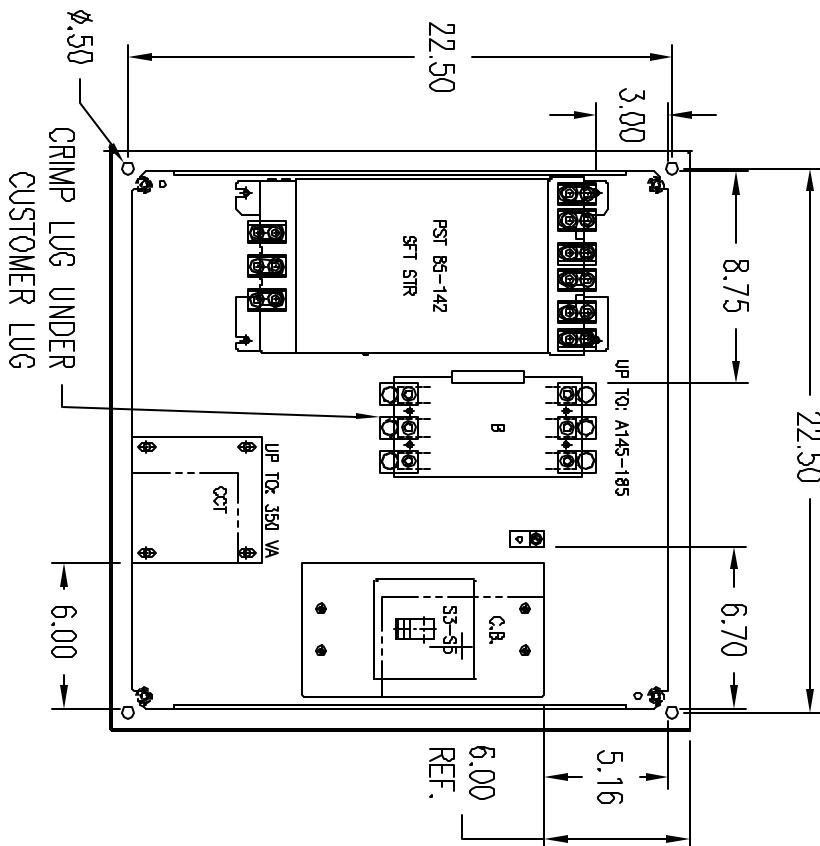
DRAWING NUMBER
 D 2401 1420-007



FRONT VIEW



SIDE VIEW



SECTION 'A-A'

MOUNTING PLATE
 22.20" X 22.20"

SHOP

DO NOT SCALE DRAWING		SCALE 1/8"		DIMENSIONS ARE IN INCHES		THIS DRAWING IS THE PROPERTY OF ABB Inc. INFORMATION AND CONFIDENTIAL WHICH MUST NOT BE DUPLICATED, USED OR DISCLOSED OTHER THAN EXPRESSLY AUTHORIZED BY ABB Inc.	
MATERIAL: C-S0242412		24 X 24 X 1/2		N4, 12		FINISH: ANS1 61 GRAY	
STANDARD TOLERANCES		2 PL. DEC. ±.030		3 PL. DEC. ±.030		ANGLES ±1°	
REV. B	ADD COMPONENT TABLE	DATE	10/12/04	REV. OR APPD. BY	NJH	DATE	10/12/04
REV. LET.	REVISIONS	DATE		REV. OR APPD. BY		DATE	



ABB Inc.

DATE: 7/30/03
 DRAWN: NJH
 CHK'D:
 APPR'D:

REV. B

TITLE: PANEL LAYOUT SFT STR

SIZE: A

DRAWING NUMBER: D 2401 1420-007