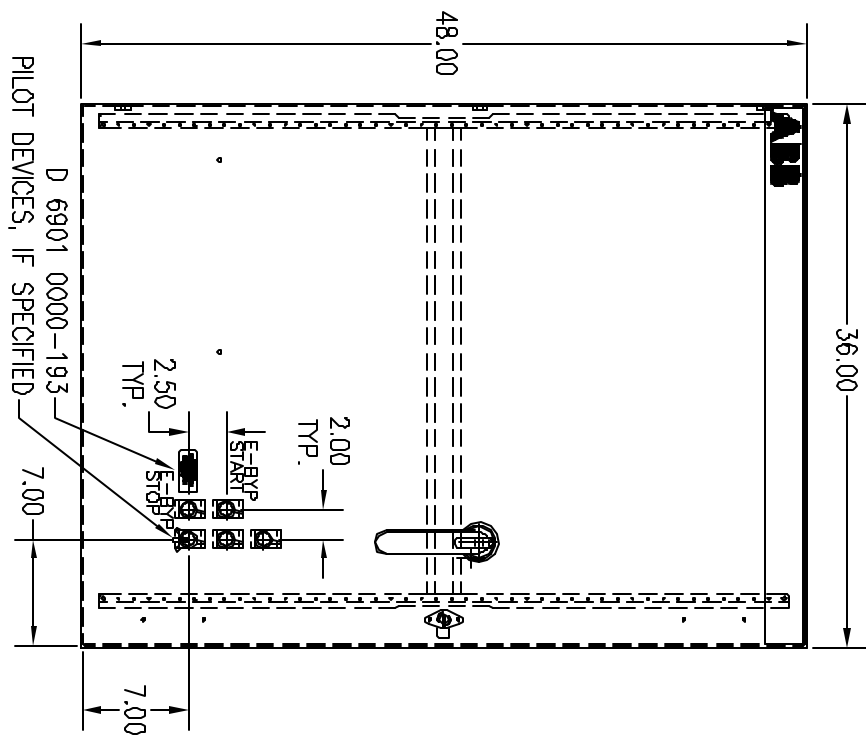


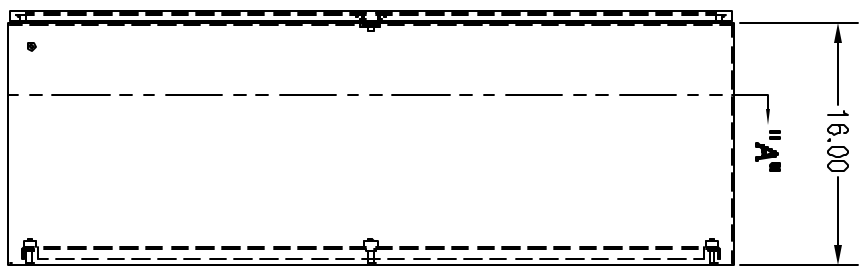
TYPICAL COMPONENTS

REV	DATE	BY	CHKD	SCALE	QTY	QTY	PRICE
1.00	01.14	000	000	1:200	1	1	100.00
1.00	01.14	000	000	1:200	1	1	100.00
1.00	01.14	000	000	1:200	1	1	100.00

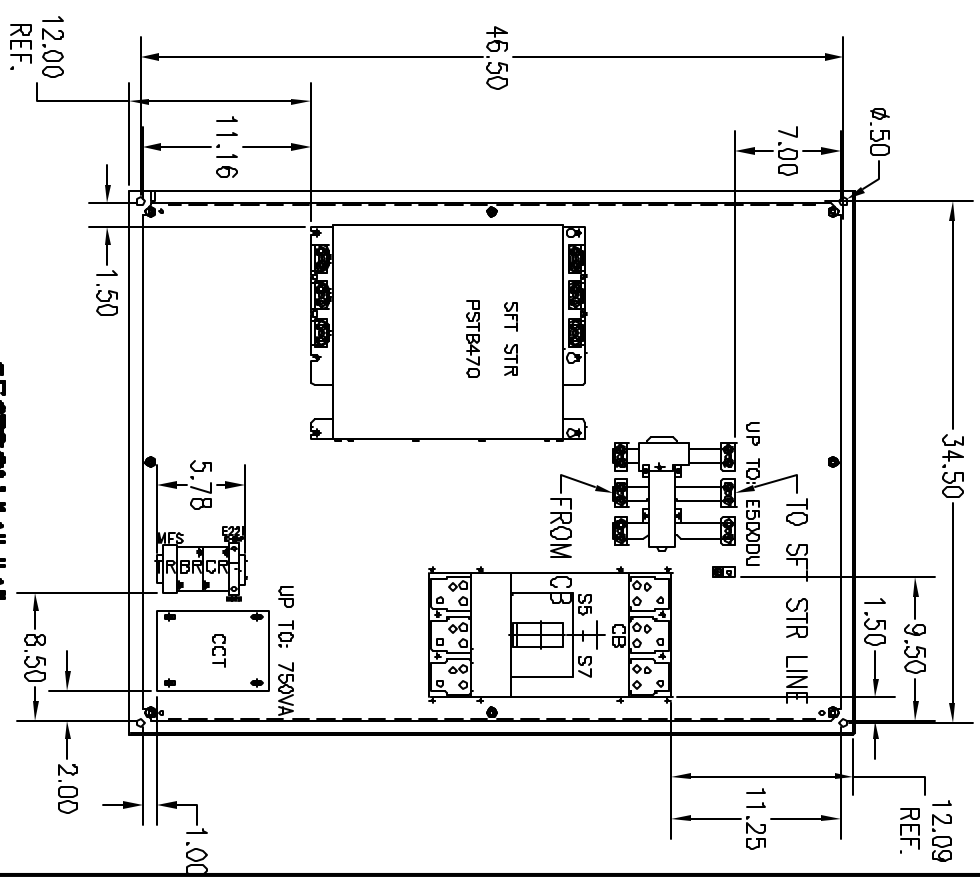
NOTES:
TYPICAL COMPONENTS BASED ON 480 V
AND 240 V LINE VOLTAGE. FOR
OTHER THAN 480V LINE VOLTAGE OR
NON-ABB LINE VOLTAGE, CONTACT FACTORY.



FRONT VIEW



SIDE VIEW



SECTION "A-A"

- NOTES:**
- 1) PLACE RUN LIGHT ABOVE DEVICE USED TO STOP MOTOR.
 - 2) FOR MODELS EQUIPPED WITH HOA AND START-STOP, PLACE STOP TO LEFT OF HOA. PLACE LIGHT ABOVE HOA IF REQUIRED.

DD NOT SCALE DRAWING

SCALE 5/64 ARE IN

MATERIAL: 48 X 36 X 16 N4.12

FINISH: C-SD483816

STANDARD TOLERANCES ANGLES ±.1"

2 PL DEC. ±.030 3 PL DEC. ±.030

REV OR APPD BY DATE

THIS DRAWING IS THE PROPERTY OF ABB INC. INFORMATION WHICH MUST NOT BE DISCLOSED OR USED OR REPRODUCED IN ANY MANNER WITHOUT THE WRITTEN AUTHORIZATION OF ABB INC.



ABB Inc.

DATE 11/28/03

DRAWN NUH

CHK'D

APP'D

REV. C

SIZE C

SIZE A

TITLE PNL L/O PSTB370-470

E-BYP, N1, 12, 4, 3R, CB

DRAWING NUMBER D 2401 1420-032

SHOP

DRAWING NUMBER D 2401 1420-032