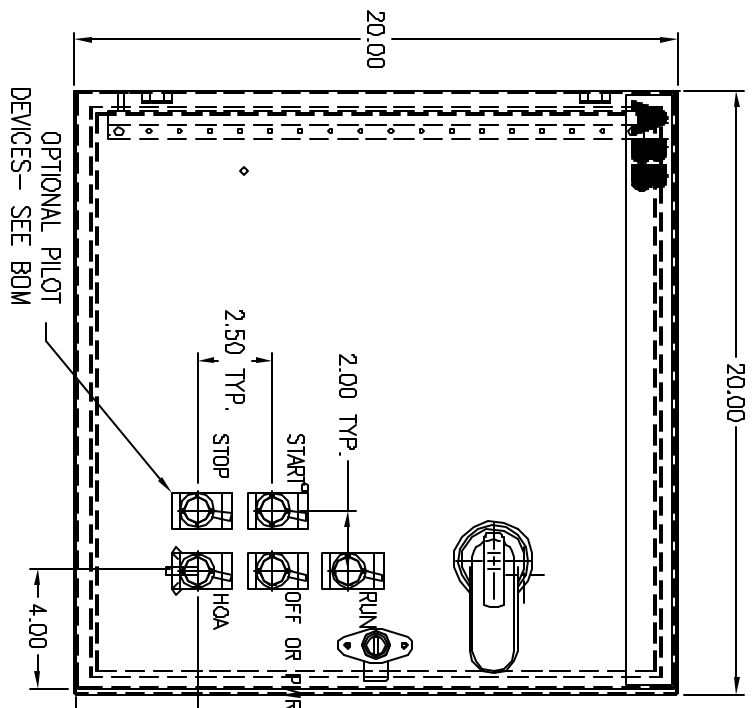


# TYPICAL COMPONENTS

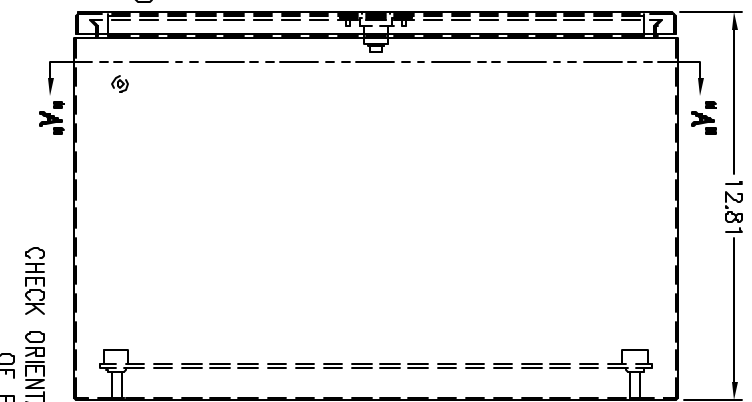
LINE	QTY	DESCRIPTION	MODEL	REV	DATE	BY	CHK
1	1	START SWITCH	PS7000000-00	1	10/20/04	NJH	NJH
2	1	STOP SWITCH	PS7000000-00	1	10/20/04	NJH	NJH
3	1	HOA	PS7000000-00	1	10/20/04	NJH	NJH
4	1	CONTACTOR	PS7000000-00	1	10/20/04	NJH	NJH
5	1	TERMINAL BLOCK	PS7000000-00	1	10/20/04	NJH	NJH
6	1	PILOT LIGHT	PS7000000-00	1	10/20/04	NJH	NJH
7	1	PILOT LIGHT	PS7000000-00	1	10/20/04	NJH	NJH
8	1	PILOT LIGHT	PS7000000-00	1	10/20/04	NJH	NJH
9	1	PILOT LIGHT	PS7000000-00	1	10/20/04	NJH	NJH
10	1	PILOT LIGHT	PS7000000-00	1	10/20/04	NJH	NJH
11	1	PILOT LIGHT	PS7000000-00	1	10/20/04	NJH	NJH
12	1	PILOT LIGHT	PS7000000-00	1	10/20/04	NJH	NJH
13	1	PILOT LIGHT	PS7000000-00	1	10/20/04	NJH	NJH
14	1	PILOT LIGHT	PS7000000-00	1	10/20/04	NJH	NJH
15	1	PILOT LIGHT	PS7000000-00	1	10/20/04	NJH	NJH
16	1	PILOT LIGHT	PS7000000-00	1	10/20/04	NJH	NJH
17	1	PILOT LIGHT	PS7000000-00	1	10/20/04	NJH	NJH
18	1	PILOT LIGHT	PS7000000-00	1	10/20/04	NJH	NJH
19	1	PILOT LIGHT	PS7000000-00	1	10/20/04	NJH	NJH
20	1	PILOT LIGHT	PS7000000-00	1	10/20/04	NJH	NJH
21	1	PILOT LIGHT	PS7000000-00	1	10/20/04	NJH	NJH
22	1	PILOT LIGHT	PS7000000-00	1	10/20/04	NJH	NJH
23	1	PILOT LIGHT	PS7000000-00	1	10/20/04	NJH	NJH
24	1	PILOT LIGHT	PS7000000-00	1	10/20/04	NJH	NJH
25	1	PILOT LIGHT	PS7000000-00	1	10/20/04	NJH	NJH
26	1	PILOT LIGHT	PS7000000-00	1	10/20/04	NJH	NJH
27	1	PILOT LIGHT	PS7000000-00	1	10/20/04	NJH	NJH
28	1	PILOT LIGHT	PS7000000-00	1	10/20/04	NJH	NJH
29	1	PILOT LIGHT	PS7000000-00	1	10/20/04	NJH	NJH
30	1	PILOT LIGHT	PS7000000-00	1	10/20/04	NJH	NJH

NOTES:  
 TYPICAL COMPONENTS BASED ON 480 V  
 AND 120 V CONTROL VOLTAGE. FOR  
 MINIMUM LOAD AMPS, CONTACT FACTORY.

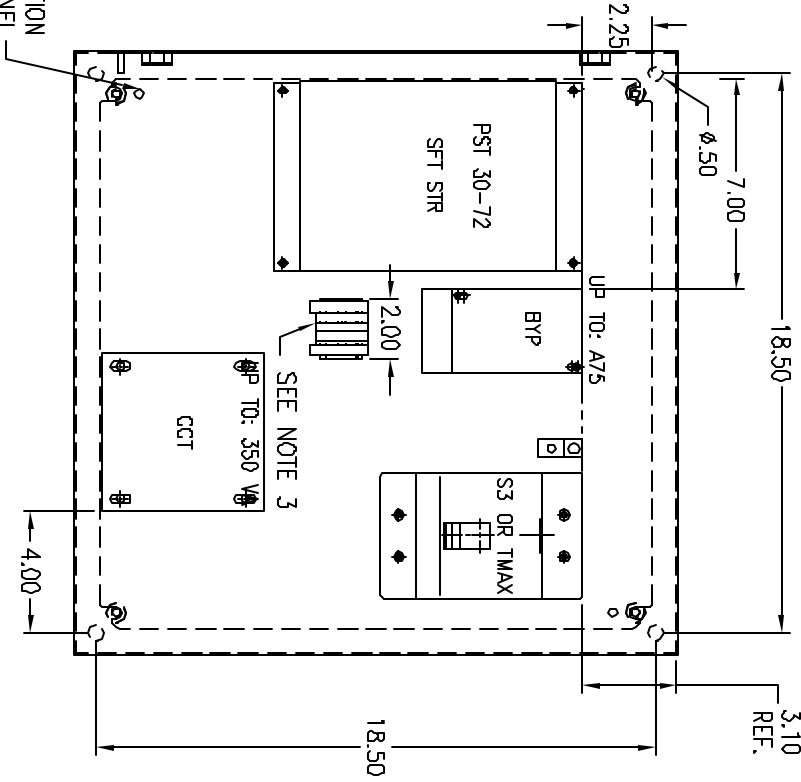
DRAWING NUMBER  
 D 2401 1420-076



**FRONT VIEW**



**SIDE VIEW**



**SECTION 'A-A'**

- NOTES:**
- 1) IF EQUIPPED, PLACE RUN LIGHT ABOVE HOA OR START SWITCH.
  - 2) FOR MODELS EQUIPPED WITH START-STOP, PLACE START ABOVE STOP.
  - 3) TERMINAL BLOCKS FOR MOTOR CONNECTION WHEN USING A26 CONTACTOR OR SMALLER

SHOP

DD NOT SCALE DRAWING		DIMENSIONS ARE IN INCHES		THIS DRAWING IS THE PROPERTY OF ABB INC. INFORMATION WHICH MUST NOT BE DISCLOSED OR USED IN ANY MANNER WITHOUT THE EXPRESS AUTHORIZATION OF ABB INC.		DATE: 10/8/04		REV. C		TITLE: PANEL LAYOUT SFT STR	
SCALE: 5/32		MATERIAL: C-SD202012		FINISH: 20X20X12 TYPE 3R, 4, 12		DRAWN: NJH		SIZE: C		DRAWING NUMBER: PST30-72,N1,12,4,3R,CB	
ADD COMPONENT TABLE		10/20/04		10/12/04		STANDARD TOLERANCES: 2 PL DEC. ±.030		3 PL DEC. ±.030		DRAWING NUMBER: D 2401 1420-076	
REV. LET.		REVISIONS		DATE		REV. OR APPD BY		ANGLES ±1°			